

# KNIGHT TILE

Our Knight Tile collection offers greater design flexibility with the new multiformat offering. Featuring a 0.3mm wear layer, the versatile collection of authentic looking planks and tiles in both standard, slim and herringbone plank sizes is perfectly suited for lower commercial footfall spaces and the housebuild sector.

# ENVIRONMENT

Leading the way with change...

We find inspiration in the beauty of the natural world and are committed to producing stylish and durable floors with the lowest possible impact on the environment. With a sustainable construction and people centric approach we are designing products that improve indoor environmental quality. Karndean flooring not only offers the stunning aesthetics of natural materials and the practical benefits of luxury vinyl but also contributes to a green built environment.

- ☑ Our products are 100% phthalate free.
- ☑ We meet the BREEAM assessment rating using the BRE Global Guide to specification, falling into a generic A/A+ rating depending on application and specification.
- ☑ We fall under the Mill section of the SKA rating, helping to reduce the environmental impact on refurbishment projects.

## Taking steps to a healthy tomorrow

When specifying flooring we understand that sustainability is a key consideration. In a highly connected world, caring for our community and prosperity means also protecting our planet. Through the development of sustainable products and processes, our flooring is manufactured in factories certified to the ISO 14001 Environmental Standard and ISO 9001 Quality Standard. Our products also contain up to 50% recycled material in the backing layers taken from post-production waste (off-cuts, trimmings and process dust). Almost 100% of this production and post-production waste is then granulated and recycled back into a new plank or tile.

## Improving transparency

Our environmental product declarations (EPDs) are product specific type III EPDs with external third-party verification. Both our gluedown and rigid core EPDs feature lifecycle analysis data (LCA) specific to each individual range, and can be used in conjunction with associated LEED and BREEAM projects. It evaluates a product's environmental impact in association with the following potential factors:

- Global warming
- Ozone depletion
- Fossil fuel depletion.

## Sustainable raw materials

The PVC in our products is derived from a truly sustainable resource: salt. We also source from ISO 14001/ISO 9001 certified raw material suppliers where possible.

## Safe products

All our products are free from:

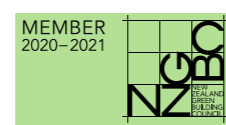
- Heavy metals and comply with 'REACH' (Registration, Evaluation, Authorisation and Restriction of Chemicals)
- 'BPA' (bisphenol A) and formaldehyde. None of our products are carcinogenic and none contain raw materials which are either reprotoxic or endocrine disrupting.

## Air quality

Our products have been tested for contribution to indoor air quality and results demonstrate that our products are very low emitting in terms of VOCs (volatile organic compounds), meeting the strictest standards for air quality.



Nordic Limed Oak KP153




Gluedown construction




Dutch Limed Oak **KP154**

Rigid core construction



Frosted Marble **SCB-ST26-18**



 **Gluedown:** \*915mm x 152mm | \*\*457mm x 76mm


 **Rigid core:** 914mm x 150mm



Washed Scandi Pine **KP132\***  | **SM-KP132\*\*** 




White Painted Oak **KP105\***  | **SCB-KP105-6** 






Nordic Limed Oak **KP153\*** 




Grey Scandi Pine **KP131\*** 







Dutch Limed Oak **KP154\***  | **SM-KP154\*\***  | **SCB-KP154-6** 




Coastal Sawn Oak **KP136\*** 





Grey Limed Oak **KP138\***  | **SM-KP138\*\***  | **SCB-KP138-6** 




 **Gluedown:** \*915mm x 152mm | \*\*457mm x 76mm

 **Rigid core:** 914mm x 150mm







Coastline Oak **KP147\*** 




Rose Washed Oak **KP95\***  | **SM-KP95\*\***  | **SCB-KP95-6** 




Lime Washed Oak **KP99\***  | **SM-KP99\*\***  | **SCB-KP99-6** 





Washed Character Oak **KP144\***  | **SM-KP144\*\***  | **SCB-KP144-6** 




Light Worn Oak **KP104\*** 




Mid Worn Oak **KP103\*** 



Aged Oak **KP98\*** 


 **Gluedown:** \*915mm x 152mm | \*\*457mm x 76mm

 **Rigid core:** 914mm x 150mm




Natural Studio Oak **KP151\*** 




Natural Character Oak **KP145\*** 







Pale Limed Oak **KP94\***  | **SM-KP94\*\***  | **SCB-KP94-6** 






Traditional Character Oak **KP146\***  | **SM-KP146\*\***  | **SCB-KP146-6** 





Honey Limed Oak **KP155\***  | **SM-KP155\*\***  | **SCB-KP155-6** 




Classic Limed Oak **KP97\***  | **SCB-KP97-6** 





Mid Limed Oak **KP96\*** 


 **Gluedown:** \*915mm x 152mm | \*\*457mm x 76mm

 **Rigid core:** 914mm x 150mm




Grey Studio Oak **KP152\***  | **SM-KP152\*\*** 




Quayside Oak **KP148\*** 



Urban Spotted Gum **KP141\*** 

 **Gluedown:** †1219mm x 229mm


 **Rigid core:** ††1220mm x 225mm






Rose Washed Oak **CH-KP95†**  | **SCB-CH-KP95††** 





Lime Washed Oak **CH-KP99†**  | **SCB-CH-KP99††** 



Grey Washed Oak **CH-KP156†**  | **SCB-CH-KP156††** 

 **Gluedown:** \*305mm x 457mm | \*\*457mm x 76mm



Glacial Marble **ST27\***  | **SM-ST27\*\*** 



Midnight Marble **SM-ST28\*\*** 



Glacial Marble **SM-ST27** | Midnight Marble **SM-ST28**


#### Colour and Pattern Reproduction

We are careful to make sure our brochures are accurate and printed to very high standards, but photography and printing cannot always create a perfect representation of our products. For this reason we strongly recommend that you look at a sample of any product you are considering before placing your order.


All of our products are inspired by things we have seen in the natural world. Just as variation in colour and detail is part of the unique beauty of natural materials, it is also a feature of many of our designs. This means that with some of our products you will see natural variation when your floor is laid. If in doubt, ask your business manager to show you a larger sample of the product.



 **Gluedown:** \*305mm x 457mm


 **Rigid core:** \*\*305mm x 457mm




Frosted Marble **ST26\***  | **SCB-ST26-18\*\*** 






Honed Oyster Slate **ST17\***  | **SCB-ST17-18\*\*** 

 **Gluedown:** \*305mm x 457mm


 **Rigid core:** \*\*305mm x 457mm





Honed Pebble Slate **ST20\***  | **SCB-ST20-18\*\*** 





Olten Stone **ST24\*** 






Ivory Riven Slate **ST18\***  | **SCB-ST18-18\*\*** 



Dove Grey Concrete **ST21\***  | **SCB-ST21-18\*\*** 




Smoked Concrete **ST22\***  | **SCB-ST22-18\*\*** 




Grey Riven Slate **ST16\***  | **SCB-ST16-18\*\*** 





Lucerne Stone **ST25\*** 






Natural Stone **ST29\*** 




Basel Stone **ST23\*** 





Honed Charcoal Slate **ST19\***  | **SCB-ST19-18\*\*** 




Portland Stone **ST13\***  | **SCB-ST13-18\*\*** 




Bath Stone **ST12\*** 



Cumbrian Stone **ST14\***  | **SCB-ST14-18\*\*** 



Black Riven Slate **ST15\*** 



Gluedown 2.0mm | 0.3mm  
Rigid core 4.5mm | 0.3mm

# Karndean



[www.karndean.com](http://www.karndean.com)

Karndean Designflooring, Crab Apple Way,  
Vale Park, Evesham, Worcestershire, WR11 1GP



Karndean Designflooring - Commercial  
Call: 01386 820200  
Email: [commercial@karndean.co.uk](mailto:commercial@karndean.co.uk)  
For ROI call: 01 6569887

KD7736UK | COMKTPRES1